

Dominic Lewis




PACKAGING DESIGN 2D Assignment 4

Introduction




- For assignment 4 I chose to a wine brand
- The company I chose to do is called Barefoot Wine a company in California
- I chose them because I like their initial designs of there label and wanted to add unto them



Mood Board 1

- For Mood board 1 the general feel I wanted to have is luxury and high-end products.
- I showed cars, expensive places and people to portray the customers I wanted to attract with this wine
- The side has all the possible colours and textures I might use for the wine label



Mood Board 2

- For Mood board 2 the general feel I wanted to have is party, fun and entertainment for my audience the youth.
- I displayed people partying and bright colours to show what this wine might have
- I will try to attract them with bright colours and a unique design that will draw them to the wine while partying or in a club with their friends



Mood Board 3


- The final mood board I wanted it to be for females
- I wanted this wine to be for females who are going out to party or just having it on their day off at home
- I show women in a different variety of environments, with luxurious items and used colors such as pink and yellow
- This will draw in the females because of the color choices I used and what I will portray



Rough Sketches

- I selected three wines Red Wine, White Wine and Pink Wine
- On the top row is the red wine sketches, I had a different variety defiantly with patterns, but I liked the second one
- In the middle is the white wine sketches, I tried to paly with a different variety of patterns again but looked to complex while putting logo in front
- Finally the bottom row, the pink wine, I tried to bring a different variety of roses into the design since it is called rose and tried to do a accessory pattern in the middle, I decided to do the first one

Red Wine: Pinot Noir



- On the left is the label, I wanted the label to be expensive, so I decided to use the color purple
- In the back is a picture of a winery to show its origins and roots of the brand through its wine
- Beside the label is the bottle, that shows the bottle in real life

White Wine: Moscato



- On the left is the label, the initial feel for the bottle is clubbing, I want people who see it in the club attracted to it right away
- I decided to use a dark teal and black for the label, I also added a wave behind it to attract and brighten up the bottle when seeing
- Beside the label is the bottle, that shows the bottle in real life

Pink Wine: Rose



- On the left is the label, this bottle is for the women who will want a drink in the day or night
- I want to use pink as much as I can and put roses around the bottle to show that it's a rose bottle
- Beside the label is the bottle, that shows the bottle in real life



Thank You

